

6



NAVARRO COUNTY TREASURER'S REPORT


**THE STATE OF TEXAS
COUNTY OF NAVARRO
AFFIDAVIT**

BEFORE ME, the undersigned authority, on this day personally appeared the following named persons, and after being duly sworn, deposes and says: Honorable H.M. Davenport Jr., County Judge, Honorable Jason Grant, Commissioner Pct. 1, Honorable Eddie Perry, Commissioner Pct. 2, Honorable Eddie Moore, Commissioner Pct. 3, and Honorable David Brewer, Commissioner Pct. 4.

I, Jane McCollum, Navarro County Chief Deputy Treasurer, on this 21st day of December, 2023 present to the Navarro County Commissioners Court the Monthly Financial Report for the month ending in November, 2023 for the court to review and approved. This report is in compliance with *Section 114.026* of the Local Government Code, so therefore we hereby execute this affidavit for publication.

With this signed affidavit, We the Commissioners Court of Navarro County, state that the requirements of *Subsection (C)* have been met with the examination of this report.

Signed and executed this 21st day of December, 2023.




H.M. Davenport, County Judge



Jason Grant, Commissioner Precinct 1



Eddie Perry, Commissioner Precinct 2




Eddie Moore, Commissioner Precinct 3



David Brewer, Commissioner Precinct 4

SWORN AND SUBSCRIBED TO BEFORE ME, this 21st day of December, 2023 by H.M. Davenport Jr., Jason Grant, Eddie Perry, Eddie Moore, and David Brewer in their official capacities as the members of the Navarro County Commissioners Court.

ATTEST




Sherry Dowd, County Clerk

NAVARRO COUNTY, TEXAS
 REPORT OF CASH AND INVESTMENTS
 FOR THE MONTH OF NOVEMBER, 2024

FUND	BEGINNING BALANCE	RECEIPTS	BANK INTEREST	DISB	ENDING BALANCE	TEX POOL BEGINNING BAL	TEX POOL DEP/WD	TEX POOL INTEREST	TEX POOL ENDING BAL	TX CLASS BEGINNING BAL	TX CLASS DEP/WD	TX CLASS INTEREST	TX CLASS ENDING BAL	TOTAL
GENERAL	7,770,014.01	4,400,837.86	1,936.72	3,625,929.43	8,546,859.16	3,815,403.00	-	17,604.65	3,633,007.65	3,743,392.17	-	17,224.23	3,760,616.40	16,140,483.21
CSCD	121,861.05	51,298.50	17.16	155,801.84	17,374.87	104,056.61	-	480.13	104,536.74					121,911.61
JUVENILE	126,086.81	37,103.27	-	65,228.84	97,961.24	8,531.10	-	39.30	8,570.40					106,531.64
FLOOD CONTROL	578,812.24	54,286.73	128.27	16,794.88	617,430.36	2,414.32	-	11.10	2,425.42					619,855.78
R&B - PCT 1	132,302.87	186,905.98	38.65	294,585.86	24,661.62	34,829.05	-	160.69	34,989.74					59,651.36
R&B - PCT 2	334,702.47	214,616.84	94.55	158,051.16	391,362.70	88,371.82	-	398.55	88,770.37	101,248.52		465.86	101,714.38	478,133.07
R&B - PCT 3	428,919.47	638,498.38	101.46	654,962.13	412,557.18	73,888.72	-	340.83	74,227.65	253,424.83		1,166.07	254,590.70	741,375.53
R&B - PCT 4	334,812.93	408,727.29	124.49	216,209.05	528,455.66	85,543.65	-	394.67	85,938.32	202,739.70		932.86	203,672.56	818,066.54
H.I.D.T.A.	19,263.38	334,054.28	3.96	334,054.28	19,267.34	-	-	-	-					19,267.34
H.I.D.T.A. SEIZURE	31,965.85	-	6.57	-	31,972.42	1,897.13	-	8.70	1,905.83					33,878.25
DEBT SERVICE	56,663.56	68,054.76	22.38	-	124,740.68	2,439.68	-	11.32	2,451.20					127,191.88
CAPITAL	3,575.44	-	0.73	-	3,578.17	11,580.73	-	53.38	11,614.11					15,190.28
SHERIFF STATE	126,050.20	-	25.90	-	126,076.10	57.68	-	0.30	57.68					126,134.08
D.A. FORFEITURE	194,275.90	6,430.00	41.56	4,271.79	196,475.67	125,688.18	-	579.94	126,268.12					322,743.79
HEALTH INS	419,602.72	361,532.10	37.70	360,988.00	420,184.52	13,384.29	-	61.78	13,448.07					433,630.59
ECONOMIC DEV	-	-	-	-	-	2,404.80	-	11.10	2,415.90					2,415.90
TRUST	360,929.91	91,435.00	95.08	91,928.65	360,531.34	1,017,447.00	-	4,694.60	1,022,141.60	1,013,698.45		4,664.26	1,018,362.71	2,401,035.65
LAKE TRUST	243.86	-	0.05	-	243.91	108,540.52	-	491.58	107,032.10					107,276.01
REV & CLEARING	1,212,554.71	3,924,130.50	373.59	3,985,150.96	1,151,907.84	1,107,286.54	-	4,647.70	1,111,934.24					2,263,842.08
PAYROLL FUND	15,166.81	1,469,863.83	35.79	1,469,863.83	15,202.60	-	-	-	-					15,202.60
DISB FUND	(156,118.28)	5,105,975.63	208.95	4,843,760.15	106,304.15	-	-	-	-					106,304.15
GO BONDS	102,425.75	-	21.05	-	102,446.80	-	-	-	-					102,446.80
SPECIAL REVENUE	1,166,519.54	-	239.53	2,798.56	1,163,960.51	-	-	-	-					1,163,960.51
SHERIFF FED	304,549.49	2,287.50	62.61	-	306,899.60	-	-	-	-					306,899.60
ELECTION	279,428.14	-	57.42	-	279,485.56	-	-	-	-					279,485.56
A.R.P.A.	2,967,260.96	36,387.26	610.85	42,581.34	2,961,677.73	2,028,195.06	-	9,358.33	2,037,553.39	2,027,396.92		9,328.52	2,036,725.44	7,035,956.56
TOTAL	16,932,869.79	17,392,425.69	4,281.00	16,321,960.75	16,007,615.73	8,627,938.08	-	39,348.75	8,667,286.83	7,341,900.39	-	33,781.80	7,375,682.19	33,948,870.37

	CURRENT MONTH	YTD
INTEREST EARNED:	77,411.55	158,425.65


 Prepared By: Jane McCollum / Chief Deputy Treasurer

12-14-23
 Date


 Reviewed By: Terri Gillen / County Auditor

12/15/23
 Date